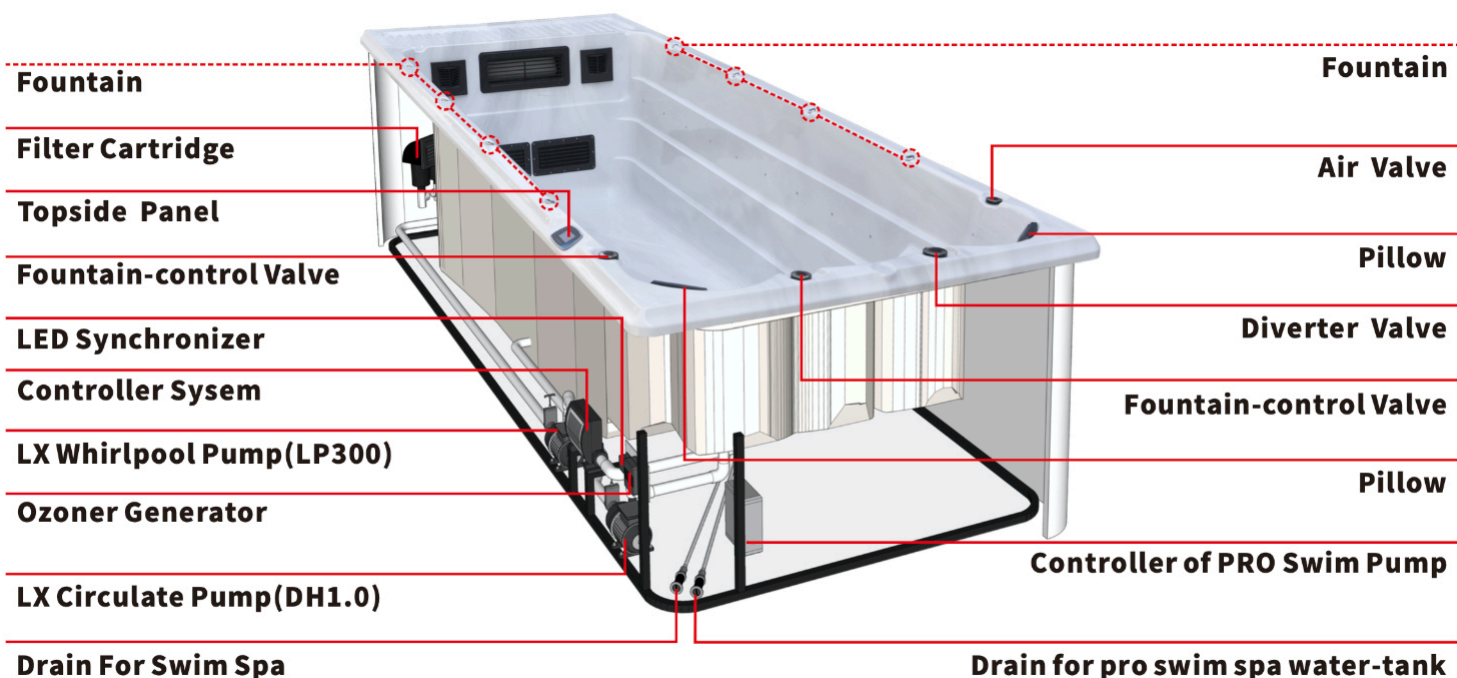



















1	Controller Sysem
2	LX Whirlpool Pump(LP300)
3	LX Circulate Pump(DH1.0)
4	LED Synchronizer
5	Ozoner Generator
6	Controner of PRO Swim Pump
7	PRO Swim Pump 2.8KW
8	Drain for pro swim spa water-tank
9	Drain For Swim Spa
10	Cable



VUE TECHNIQUE « PALAISO »

-  Diverter Valve
-  Fountain-control Valve
-  Air Valve
-  Suction
-  Big LED
-  Drain
-  Outlet for circulate pump
-  Fountain
-  Diamond-KJ-2
-  Diamond-KJ-2.5
-  Diamond-KJ-4R
-  Diamond-KJ-4
-  Diamond-KJ-5
-  Ozoner generator
-  Pillow
-  Filter Cartridge
-  Topside Panel

